

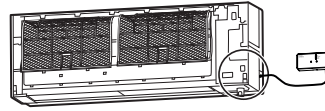
1

2A
Switch off power to indoor/
outdoor unit

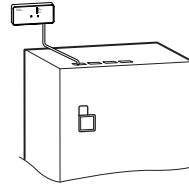


2B
Remove the cover of your indoor unit and follow instructions below to connect the interface depending on the type of unit

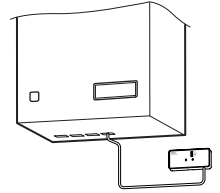
2C Plug end of cable into CN105/CN92 (red connector)



Air conditioning indoor unit



Heating cylinder indoor unit

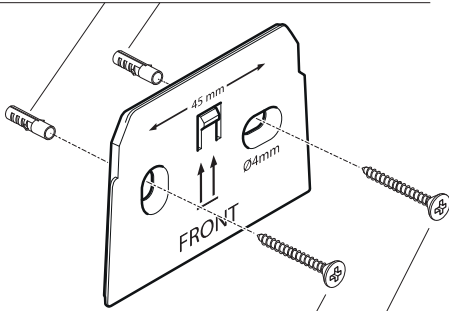


Heating hydro box indoor unit

2D Route cable

2E Replace cover and switch power back on

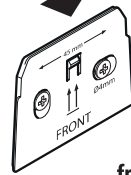
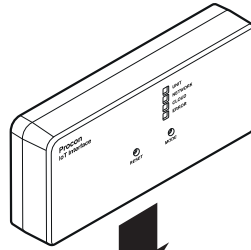
- Plastic type for use on plasterboard walls (2 pcs - included)
- To be used together with corresponding screw (40mm length)



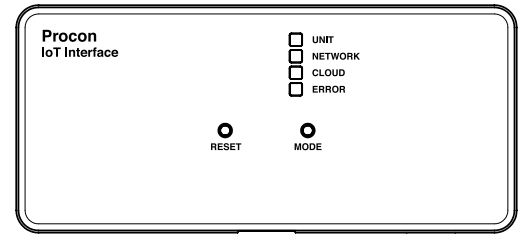
Screw type (2 pcs - included):
Countersunk screw Philips head - M4x40

Centre distance: 45mm

3A

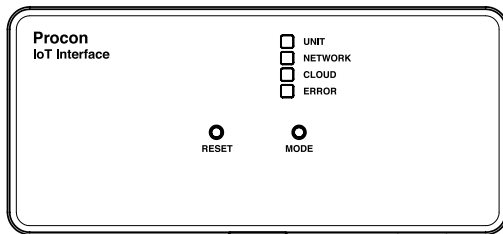


3B
Mount externally
from the indoor unit



It may take up to two minutes for the device to power ON and connect to the best cellular network when first powered up.

4



Label	LED	Status
UNIT	ON	Communicating with HVAC Unit
NETWORK	ON	Communicating with Internet
CLOUD	ON	Communicating with Cloud
ERROR	OFF	-

On Solid: Communicating Successfully
Flashing every 2 Seconds (0.5Hz): Connecting
Flashing every 0.5 seconds (2Hz): Error

5



Download app MelCloud Home
www.melcloud.com/en/downloadapp



6

Change Mode:

Press and hold* the Mode button for more than 5 seconds to cycle through the modes (see table of modes)

Soft Reset:

Press and release* the Reset button

Factory Reset:

Press and hold the Reset button for 10 seconds

Table of modes

Cellular

Label	LED
UNIT	ON
NETWORK	OFF
CLOUD	OFF
ERROR	OFF

LAN

Label	LED
UNIT	ON
NETWORK	ON
CLOUD	OFF
ERROR	OFF

Technical specifications

Frequency bands & Maximum RF power transmitted:
GSM850, EGSM900 - 33 dBm | CAT-M1 - 20 dBm
DCS1800 / PCS1900 - 33 dBm | WIFI 2.4GHz - 19.5 dBm
CAT-NB2 - 20 dBm | BLE - 9 dBm

Simplified EU declaration of conformity

Hereby, Mitsubishi Electric Europe B V declares that the radio equipment type MELCLOUD Cellular/LAN Interface reference MELCLOUD-CL-HA1-A1 is in compliance with Directive 2014/53/EU. The full text of the EU Declaration of conformity is available at the following internet address: www.melcloud.com/en/docs/1



Scan to access to the EU declaration of conformity

Settings

Contact: Travellers Lane,
Hatfield AL10 8XB, UK

After sales service: Please contact your local branch office

